
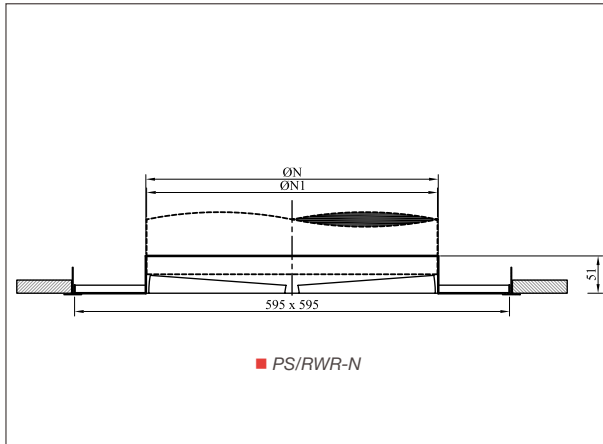





Combining strengths  
to deliver durable HVAC  
solutions

# Steel swirl ceiling diffuser



## PS/RWR-N

- Round swirl ceiling diffuser made of steel. The radial blades are developed for optimal diffusion, ensuring an instant mixture of primary and secondary air

## Use

- Diffusers RWR-N are used for air supply in ventilation and air conditioning systems. They can also be used for air exhaust, ceiling mounted

## Composition

- Frame and blades made of steel in white finish RAL 9010
- Fixing by the collar

## Accessories

- Opposite blade volume control damper code DR
- Plenum box code REP

## Text for tender

- The air supply diffusers shall be of the swirl type. They shall be made of steel with white finish RAL 9010 and supplied with volume control damper and plenum box
- Brand ATC Type PS/RWR-N+DR+REP

Table with dimensions	
dia N	N1
125	122
160	157
200	197
250	247
315	312

Code	Article number
PS/RWR-N	A040361600DDD
DR	A040415DDD000
REP	A040465DDD001

DDD = dia N



### Quick selection table PS/RWR-N

Selection at 1,2 m Hdiff diffusion height

Dia in mm		125	160	200	250	315
Throw L0,25 (m)						
0,4	Q	50,0	40,0			
	Pa	12,0	2,8			
	NR	18,0	3,0			
0,5	Q	65,0	50,0			
	Pa	18,0	4,5			
	NR	23,0	9,0			
0,6	Q	80,0	60,0	110,0		
	Pa	29,0	6,5	7,3		
	NR	29,0	14,0	15,0		
0,7	Q	90,0	70,0	125,0		
	Pa	38,0	8,5	10,0		
	NR	32,0	17,0	19,0		
0,8	Q	100,0	80,0	140,0	120,0	140,0
	Pa	45,0	12,0	13,0	3,5	1,5
	NR	34,0	21,0	23,0	10,0	
0,9	Q	120,0	90,0	160,0	135,0	160,0
	Pa	60,0	15,0	15,0	4,5	2,0
	NR	38,0	25,0	25,0	12,0	2,0
1,0	Q	130,0	100,0	175,0	150,0	180,0
	Pa	70,0	18,0	18,0	5,0	2,7
	NR	40,0	27,0	28,0	14,0	6,0
1,5	Q	200,0	160,0	275,0	215,0	275,0
	Pa		48,0	47,0	10,0	6,0
	NR		39,0	40,0	23,0	17,0
2,0	Q		200,0	360,0	300,0	370,0
	Pa		75,0	80,0	20,0	10,0
	NR		46,0	46,0	32,0	24,0
2,5	Q				370,0	450,0
	Pa				31,0	14,5
	NR				38,0	29,0
3,0	Q					
	Pa					
	NR					
3,5	Q					
	Pa					
	NR					

#### Selection method

Hdiff = height from occupied zone to ceiling  
 L0,25 = horizontal throw in m at a terminal velocity of 0,25 m/s  
 Q = air flow in m<sup>3</sup>/h  
 Pa = total pressure  
 NR = noise level

\* The above data are calculated at jet isotherm conditions, with ceiling height of 2,7 m

\* The sound pressure levels do not include the attenuation of the room

\* The throw is calculated at a terminal velocity of 0,25 m/s